



**YOUR SAFETY IS OUR PRIORITY**

ACCESSIBLE BATHROOMS DESIGNED FOR YOU



WALK-IN SHOWERS • WALK-IN BATHS • WET ROOMS



## Dear Customers,

At AJT Showers, we're passionate about more than just creating bathrooms we're dedicated to improving lives. As Directors, we take immense pride in helping our customers achieve greater comfort, independence, and confidence in their homes. Every project we undertake is built on trust, understanding, and genuine care. Your satisfaction and well-being are at the heart of everything we do, and we're grateful to be part of your journey.

Thank you for trusting AJT Showers to be part of your home. We're delighted to help make a positive difference in your life.

Warm regards,  
Aiden & Jordan Talbot | Directors, AJT Showers

## About Us

We believe that every home should be a sanctuary of comfort, safety, and accessibility. As specialists in supplying and fitting accessible bathrooms, our mission is to empower individuals to live independently and confidently, regardless of their mobility needs.


Founded with a commitment to exceptional service and high-quality craftsmanship, AJT Showers has grown to become a trusted name in the industry. Our team is passionate about creating tailored solutions that combine functionality, elegance, and durability. We pride ourselves on understanding every customer's unique requirements and turning their vision into reality.


Ensuring that your new bathroom is as practical as it is beautiful. We understand the transformative power of an accessible bathroom. It's not just about creating a space that meets your needs today - it's about building a future of comfort and independence within your own home.


Let us help you design the perfect bathroom solution for your home.


**AJT Showers: "Your safety is our priority."**


## Why Choose AJT Showers?

- 

**Expertise You Can Trust**  
With years of experience, our team excels in designing and installing accessible bathrooms that meet the highest standards.
- 

**Customer-Centered Approach**  
From the initial consultation to the final installation, we listen carefully to your needs and provide guidance every step of the way.
- 

**Which? Trusted Trader**  
As an accredited Which? Trusted Trader, we uphold the values of honesty, reliability, and professionalism in everything we do.
- 

**Showroom Experience**  
Visit our state-of-the-art showroom in Littlehampton to explore a variety of accessible bathroom models and see our innovative designs in action.
- 

**Commitment to Quality**  
We use only the best materials and products.

## Contents

|                                          |         |
|------------------------------------------|---------|
| Consultation, Survey, & Installation     | 1       |
| Reviews & Customer Testimonials          | 2       |
| Which? Trusted Traders                   | 3       |
| Mobility Bathroom Showroom               | 4       |
| <b>Walk-In Showers</b>                   |         |
| <i>The Belmont</i>                       | 7       |
| <i>The Florence</i>                      | 9       |
| <i>The Goodwood</i>                      | 11      |
| <i>The Harrington</i>                    | 13      |
| <i>The Sienna</i>                        | 15      |
| <b>Walk-In Baths</b>                     |         |
| <i>The Arizona</i>                       | 19      |
| <i>The Easy-riser</i>                    | 21      |
| <i>The Florida</i>                       | 23      |
| <i>The Georgia</i>                       | 25      |
| <i>The Indiana</i>                       | 27      |
| <i>The Montana</i>                       | 30      |
| <b>Overview for Accessible Wet Rooms</b> | 31      |
| <b>Guide for Accessible Wet Rooms</b>    | 32      |
| <b>Geberit Wash &amp; Dry Toilet</b>     | 33 - 34 |
| <b>Customisation</b>                     | 35 - 36 |
| <b>Accessories</b>                       | 37 - 38 |
| <b>Finance</b>                           | 39 - 40 |
| <b>Stiltz Home Lifts</b>                 | 41 - 42 |
| <b>FAQs</b>                              | 43      |



At AJT Showers, we have partnered with the CPA to provide our customers with the confidence that their investment is protected. Through this affiliation, we offer:

- 1. Insurance-Backed Guarantees**  
Your installation is covered even if unforeseen circumstances arise with the business.
- 2. Deposit Protection**  
Ensuring your initial payment is safeguarded.
- 3. High Standards Assurance**  
Regular audits by the CPA confirm that.



## Your Journey with AJT Showers

### Step 1: Consultation

Your journey begins with a friendly and informative home visit, where we take the time to understand your needs, preferences, and any accessibility requirements.

During this visit, we'll assess your current space, discuss potential design options, and answer any questions you may have. Next we will supply you with a range of samples and our catalogue so you can browse at your leisure. We will also offer you the opportunity to come and visit our fully functional showroom, where you can explore our range of products and get a clearer picture of the styles and solutions available. Once you're happy with the plan and have placed your order, we will move on to the survey stage.

### Step 2: Survey

### Step 2: Survey

Our experienced team will conduct a detailed survey of your home. This involves measuring dimensions, assessing technical requirements, and finalising the layout and furniture to ensure everything fits perfectly. We will confirm all design details with you, explain the next steps, and address any final adjustments to ensure complete satisfaction before moving forward.

*So simple & easy,  
You will be enjoying  
your new bathroom  
in no time!*



When it's time for installation, our skilled team works efficiently and with the utmost care to minimise disruption to your home.

We always:

- **Keep You Informed:** From start to finish, we communicate clearly about what's happening each day, so you're always up to date.
- **Ensure Convenience:** Toilet facilities will always remain available in your home throughout the installation process, ensuring your comfort.

At the end of the installation, we will leave your space clean and tidy, with a beautifully finished bathroom ready for you to enjoy. Our team is always on hand to answer any final questions and provide support after the installation is complete.

## What Our Customers Say



***"Professional, approachable - a fantastic job!"***

Blind Veterans UK were looking for an experience local Bathroom fitter to review 35 wet room floors with a specialism in the care environment. The team were professional, friendly, knowledgeable and all areas were left clean and tidy. We are exceptionally pleased of the work that was carried out and would highly recommend."

**Blind Veterans UK**



***"Would highly recommend AJT showers. Top company"***

"From start to finish amazing job. The Bathroom Fitter was such a pleasure to have working in our home. They were professional and conscientious about everything they'd done. The fitter left the property spotless after each working day. The job was also completed quicker than expected. When putting all the new equipment in the fitter made sure we were happy where all items were going. Would highly recommend AJT showers. Top company."



***"skills knowledge and craftsmanship of the team is 2nd to none"***

"Mum longed for a bath as she only had a shower which was increasingly difficult for her to get into. Being able to see around the show room and try out all different products made it much easier to decide and we really enjoyed being able to see everything and try it all out, including running a bath! The quality of the products is fantastic, the skills knowledge and craftsmanship of the team is second to none"



***"craftsman with a work ethic and attention to detail that's rare these days"***

"The Bathroom Installer has done a fantastic job on my parents' bathroom. An absolute craftsman with a work ethic and attention to detail that's rare these days. Every aspect of the job was first class. I really appreciated the care and understanding with regards to my parents health issues and the fact that everything was left clean and tidy at the end of the day. I'd have no hesitation in recommending this company to anyone needing an accessible bathroom as they really know their stuff and absolutely deserve all their 5\* reviews!"



***"impressed with the speed and quality of the work done on a daily basis"***

On the initial visit, the advisor listened to our thoughts on changing the old bathroom into a new shower room, and updating the separate toilet room. On the second visit, they allowed plenty of time to sit with us and choose the correct accessories to achieve our dream shower room and arrange an installation date. The installation took place while we were away, but we had no hesitation in letting the company work unsupervised in our home. Our neighbours were impressed with the speed and quality of the work done on a daily basis, and commented on how tidy the job was left each evening. We have no hesitation in encouraging potential customers to use this company"



***Highly recommend***

The standard of work was excellent as was the value for money and professionalism of the team. The new bathroom was everything we dreamed of and more!"

Call us today on **0800 001 6649**

# Which?

## Trusted Traders

### A Mark of Excellence

**We've been endorsed for 6 years as a Which? Trusted Trader!**



At AJT Showers, we take immense pride in being recognised as a Which? Trusted Trader. This prestigious accreditation isn't just a title; it's a reflection of our dedication to delivering exceptional service, quality craftsmanship, and putting our customers first in everything we do.

Becoming a Which? Trusted Trader is no easy feat. The process is rigorous, thorough, and designed to ensure only the very best businesses receive this stamp of approval. Here's what we experienced to secure our position as one of the trusted:

#### The Accreditation Process



##### Rigorous Assessments

We underwent a detailed assessment of our business practices. Every aspect of our operations was scrutinized to ensure we met the high standards set by Which?.



##### Financial Health Check

Our financial records were reviewed to confirm we run a stable and trustworthy business that customers can depend on.



##### Customer References

Which? contacted a number of our past customers to gather feedback on their experience with us. These reviews played a crucial role in verifying that we consistently deliver top-quality results.



##### Code of Conduct

Code of Conduct, outlines how businesses should treat their customers, ensuring transparency, fairness, and honesty in all interactions.

#### What Being a Which? Trusted Trader Means to AJT Showers

To us, being a Which? Trusted Trader isn't just a badge—it's a promise. It means that every project we undertake is backed by the values that Which? stands for: reliability, integrity, and excellence. This accreditation reassures our customers that they are working with a company committed to upholding the highest standards in the industry.

We understand that choosing a company to work in your home is a big decision, and this recognition reflects our dedication to making that choice easier for you. It's a symbol of the trust we've earned and continue to strive for in every project.

#### Our Achievements with Which?

AJT Showers is proud to be consistently recognised for our exceptional service. In addition to becoming a Which? Trusted Trader, we've also received accolades for our commitment to quality and customer satisfaction.

AJT Showers has been shortlisted for the 2025 Which? Trusted Trader Awards. We were runner-up for Trusted Trader of the Year in 2024, won Trader of the Month in September 2023, and received a Certificate of Distinction in 2019. These honours show our commitment to quality, excellent service, and giving customers confidence in our accessible bathroom solutions.

## Welcome to AJT Showers

### Mobility Bathroom Showroom

We are proud to introduce our brand-new Mobility Bathroom Showroom, designed to provide you with a first-hand experience of how our products can transform your bathroom into a space that promotes easier living and enhances your independence.



#### Explore Our Fully Functional Showroom

Come visit our showroom and discover the perfect mobility bathroom solutions. Explore our exciting range of walk-in showers, wet rooms, and walk-in baths, all designed with your comfort and safety in mind. Experience convenience and accessibility like never before.



#### Experience the Difference

At AJT Showers, we believe the power of experience. Explore our walk-in showers, sturdy grab rails, and walk-in baths firsthand. Our friendly experts are here to guide you and help you find the perfect solution for your needs.



#### Promoting Independence

Our mobility bathroom products are designed to enhancing your independence and quality of life. If you are seeking convenience and comfort, features like easy controls, non-slip surfaces, and spacious layouts, will empower you to live life on your own terms.

#### Comprehensive Solutions

At AJT Showers, we know everyone's needs are unique. That's why we offer a wide range of mobility bathroom solutions in various styles, finishes, and configurations to suit any preference, space, and aesthetic.



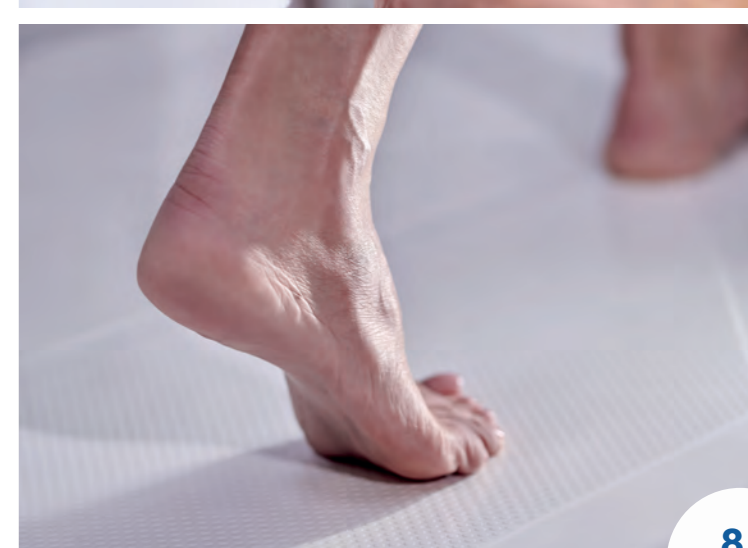
#### Visit Us Today

Ready to experience the difference that AJT Showers mobility bathroom products can make in your life? Visit our showroom today and discover how easy living can truly be. Our friendly team looks forward to welcoming you and helping you find the perfect solutions for your mobility needs. Experience independence. Experience comfort. Experience AJT Showers.

# Walk-in Showers

by AJT Showers





## The Belmont Walk-In Shower

The Belmont Walk-In Shower is designed for comfort, accessibility, and safety, making it the perfect solution for anyone seeking an easy-to-use, secure shower experience.

### *“functional, and stylish”*

The Belmont Walk-In Shower package combines all these features for a secure, functional, and stylish showering experience, ideal for those with mobility needs or anyone seeking extra comfort and safety.

## Key Features

- **Electric, user-friendly shower**

Provides consistent water temperature and reliable performance, with easy controls for users of all abilities.

- **Grab riser rail**

Adjustable to enhance safety and allow users to find their preferred showerhead position.

- **Fixed shower screen with splash screen**

Keeps water inside the shower area, preventing spills and maintaining a dry bathroom floor.

Call us today on **0800 001 6649**

- **Low-level non-slip shower tray**

Provides easy access, reducing the risk of tripping and ensuring a smooth entry and exit.

- **Padded wall-mounted seat**

A comfortable, supportive seat designed for prolonged use, ensuring comfort while seated

- **Ergonomic grab rails**

Strategically placed to offer stability and safety while showering.



## The Florence Walk-In Shower

Designed for both comfort and safety, it's perfect for those seeking an elegant yet accessible shower experience.

***A sleek, stylish, and functional solution for your showering needs.***

The Florence Walk-In Shower package combines modern style with practical features for a safe, comfortable, and visually stunning shower experience. Whether you're looking for accessibility, comfort, or an elegant design, this package delivers it all.

### Key Features

- **Non-slip shower tray**

Reduces the risk of slipping.

- **Adjustable rainfall shower**

The adjustable rainfall showerhead allows you to customise your shower experience, offering a luxurious and relaxing water flow.

- **Frameless sliding door shower enclosure**

With no bottom guide rail, the frameless sliding door creates a seamless, modern look while providing easy access to the shower area.

- **Ergonomical grab rails**

A sturdy rail that attaches to your bathroom wall, providing extra support when getting in or out of the shower. Suitable for users up to 100kg.

- **Handheld shower with thermostatic bar valve**

Handheld shower provides flexibility, while the thermostatic bar valve ensures a consistent water temperature for added safety.

- **Yacht finished wood wall-mounted shower seat**

Made from yacht-finished wood, providing a durable and comfortable seat.





*We had a bath removed and walk-in shower installed. We are very happy with the workmanship.*



## The Goodwood Walk-In Shower

The Goodwood Walk-In Shower package from AJT Showers offers a perfect blend of style, safety, and space efficiency, making it an ideal choice for modern bathrooms.

### Key Features

- **Non-slip slate effect quadrant shower tray**

A non-slip slate effect tray, available in a variety of colours, ensures both a secure and customisable shower base.

- **Frameless quadrant sliding door enclosure**

Eliminates the need for a bottom guide rail, providing a seamless, minimalist look. This design also helps free up additional space in the rest of your bathroom.

- **AKW Onyx Combo**

Integrated grab rails blend smoothly into the shower walls, offering safety and support without the traditional appearance of grab rails, keeping the shower looking sleek and modern.

- **Padded wall-mounted shower chair**

A comfortable padded chair mounted on the wall provides support without taking up floor space, offering added comfort and convenience.

### Customisation

#### Wall panels



See page 33 for more colours





## The Harrington Walk-In Shower

The Harrington package is a versatile solution designed to accommodate a variety of needs, making it ideal for multigenerational households. This package blends accessibility, luxury, and convenience.

### Key Features

- **Accessible stall**

The shower stall is easily movable.

- **Lever shower valve**

The easy-to-use lever valve is perfect for all ages, offering a user-friendly, accessible way to control your shower temperature and flow.

- **Opulence top bifold stable door shower enclosure**

The top bifold door opens separately, making it easier to assist children or elderly relatives when showering.

- **Maximised shower space**

The alcove bifold shower enclosure maximizes space, offering an easy-access shower or a luxurious wet room, based on your preference.

- **Practical door design**

The bifold door's bottom section opens to a height of 850mm, allowing for clearance from standard height pedestal wash basins when opened. The overall height of the enclosure is 1900mm.

- **Walk-in showers and wet rooms**

Available for both walk-in showers and wet rooms, providing flexibility to suit your space and design preferences.


### Customisation

#### Wall panels



See page 33 for more colours





## The Sienna Walk-In Shower

A combination of modern style with functionality, offering a luxurious and customisable shower experience for any bathroom. With innovative features designed for ease of use and personalisation, this package is perfect for creating a beautiful and practical shower space.

### Key Features

- Niche for cleaning necessities**  
 A built-in niche provides convenient storage for your cleaning essentials, ensuring everything is within easy reach.
- LED strip lighting for chromotherapy**  
 The Sienna package features LED strip lighting, offering a soothing chromotherapy experience. The ambient lighting adds a relaxing atmosphere to your shower, enhancing the overall wellness experience.
- Lever recessed shower valve**  
 The recessed lever shower valve is easy to operate, allowing for simple and intuitive control of water temperature and flow.
- Walk-in showers and wet Rooms**  
 The Sienna package is available for both walk-in showers and wet rooms, providing flexibility to suit your space and design preferences.
- Made-to-measure care screen service**  
 Our made-to-measure care screen service, allows you to customise your shower screen to fit your specific requirements. Their suppliers can manufacture nearly any screen combination, ensuring a tailored solution for your bathroom.



*The whole job from start to finish was flawless  
from the planning right to the end result*

# Walk-in Baths

by AJT Showers





*Finished product is superb,  
would 100% recommend  
to to anyone*



## The Arizona *Walk-In Bath*

The Arizona bath offers relaxation with its low-level walk-in entry and slip-resistant surfaces, ideal for those who can sit and stand unaided. Available in 1500mm and 1675mm sizes, the longer option is perfect for taller users. For added luxury, opt for the Air spa for a soothing massage.

### Specifications

#### Width

700 mm

#### Height

555 mm

#### Capacity

210 / 220 litres

#### Length

1500 mm / 1675 mm (plus  
15mm for each end panel)



### Key Features

- Heated seat option available on the deep soak bath
- Guaranteed lifetime leak-free door seal
- Unobtrusive styling
- Low-level access
- BioCote antimicrobial technology
- Left or right-hand hinged
- Lift off doors with safety hinges


### Optional Extras

Available for all Walk-in Baths



- **Air Spa hydrotherapy**  
A system that adds air bubbles to a bath or spa to create a massage effect.
- **Chromotherapy**  
Coloured lights that balance your energy levels and promote health.
- **Bluetooth sound system**
- **Shower screen**  
Prevents water from splashing outside the bath area.
- **Colour match baths**  
Customise your bath colour to match your free standing base.



**Extra Features Available**   
See page 20 for more information



## The Easy-riser *Walk-In Bath*

The Easy Riser features a standard footprint, making it ideal for most bathrooms. Its ergonomically designed, powered seat and low-level access make getting in and out of the bath easy.

Developed for comfort and safety, it includes a integrated backrest that allows smooth reclining and gently lifts you back into a seated position. For added safety, it has battery backup for seat controls and slip-resistant surfaces.

Available in Corner and Peninsula variants.

### Key Features

- Modern, stylish design
- BioCote Antimicrobial Technology
- Low-level Access
- Conveniently located clicker waste
- Powered Reclining seat with a back rest
- Wide entry glass door
- Easy to use remote

### Specifications

|                         |                               |
|-------------------------|-------------------------------|
| <b>Length</b><br>1700mm | <b>Width</b><br>750mm         |
| <b>Height</b><br>590mm  | <b>Capacity</b><br>285 litres |

### Customisation

#### Wall panels



See page 33 for more colours



### Extra Features Available



See page 20 for more information

## The Florida *Walk-In Bath*

Simple and elegant, the Florida has a tiny footprint and because the door opens inwards it will fit almost anywhere, even into the en-suite you've always thought too small for anything but a shower. You get the full-depth bath, a comfy seat, the essential easy access, and if you want the spa experience, that's no problem – choose the Air spa option.

### Key Features


- Low-level access
- Elegant, unobtrusive design
- Slip-resistant seat and base
- Push-button door lock
- BioCote antimicrobial technology
- Inward opening door with front entry
- Guaranteed lifetime leak-free seal

### Specifications

| Length | Width  | Height | Capacity   |
|--------|--------|--------|------------|
| 980 mm | 660 mm | 930 mm | 242 litres |

### Customisation

#### Wall panels



#### Non slip safety flooring choices



See page 33 for more colours






### Extra Features Available



See page 20 for more information



## The Georgia Vision *Walk-In Bath*

This model is all about comfort and convenience. It's got low-level entry, space to move inside and a superb seated position that means you'll never need to worry about getting yourself back upright. The lines are simple and elegant, the inward opening door is easy to operate and guaranteed to seal perfectly, so relax, unwind and let the water soothe your body.

### Key Features


- BioCote antimicrobial technology
- Modern and elegant styling
- Low-level access
- Slip-resistant seat and base
- Guaranteed lifetime leak-free seal
- Inward opening side access
- Left or right-hand hinged doors
- Available with a glass or a glass reinforced plastic door

### Specifications

| Length | Width | Height | Capacity   |
|--------|-------|--------|------------|
| 1245mm | 660mm | 950mm  | 246 litres |

### Customisation

#### Non slip safety flooring choices



See page 33 for more colours

## Extra Features Available

See page 20 for more information



## The Indiana Walk-In Bath

If you are looking for all the benefits of the Louisiana, but bathroom space is more of a challenge, then the slimline Indiana is the solution for you. It still provides the perfect combination of spacious bathing and wider showering area, however its Pshaped footprint is smaller. It encompasses enhanced minimal looks and includes features for ultimate relaxation.

The Indiana is number one for safety and comfort. It has advanced slip resistant surfaces and a generously wide, low access door. This stylish glass opening has been specifically designed for maximum safety and can be lifted out of position if rapid access is required.

### Key Features

- Slimline P-Shape Design
- Guaranteed lifetime leak-free seal
- BioCote antimicrobial technology
- Easy reach filler controls next to seat
- Removable moulded or material vertical rising powered seat

### Specifications

#### Length

1685mm

#### Width

750/850mm

#### Capacity


287 litres

#### Height

574mm (excluding height of upper shower screen)

### Customisation

#### Wall Panels



See page 33 for more colours



# The Montana

## Walk-In Bath

The Montana makes enjoying a relaxing soak easy, even if your mobility has changed. With its sleek, simple design and a standard footprint perfect for most bathrooms, it combines a powered seat and low-level access for effortless entry and exit, helping you stay independent.


The seat is easy to remove when not required, keeping the bath sleek and ideal for independent bathing. For peace of mind, it comes with battery backup for the seat controls and slip-resistant surfaces, ensuring safety at every step.

- ### Key Features
- Available with a glass door
  - BioCote antimicrobial technology
  - Low-level access
  - 1500mm or 1675mm options
  - Guaranteed lifetime leak-free seal
  - Removable, powered seat
  - Battery backup facility
  - Left or right-hand hinged door
  - Contoured soft or hard seat options

| Specifications |                                                 |
|----------------|-------------------------------------------------|
| Height         | Width                                           |
| 555mm          | 700mm                                           |
| Capacity       | Length                                          |
| 210/220 litres | 1500 mm / 1675mm (plus 15mm for each end panel) |

### Customisation

#### Wall Panels



See page 33 for more colours



*Very thorough swift service.  
We now have a really smart  
looking Wet Room ideal for  
my disabled husband*



## Introduction to Accessible Wet Rooms

**At AJT Showers, we understand that a bathroom should be more than just a functional space—it should be a sanctuary that caters to the specific needs of everyone in the household.**

Our accessible wet rooms are designed to provide a safe, comfortable, and stylish showering environment for individuals of all ages and abilities, including those with mobility challenges or requiring caregiver assistance.

A wet room offers a completely level, open showering area with no barriers or thresholds, making it ideal for anyone who needs easy access. Whether you need to accommodate a wheelchair, assist a loved one with limited mobility, or create a bathroom that works for all generations, our accessible wet rooms are customisable to meet your needs. These spaces not only provide practicality but also enhance the aesthetic of your home with modern, sleek designs that don't compromise on style.

### Key Benefits of an Accessible Wet Room in your home:

- **Universal Access**  
No thresholds or steps ensure that the space is accessible for all, including those with limited mobility or in a wheelchair.
- **Space Efficiency**  
Wet rooms maximise your bathroom space, providing a spacious, open area for showering or creating a luxurious, barrier-free wet room.
- **Stylish Design**  
Modern finishes and customisable features blend seamlessly with your home décor while maintaining a functional and inclusive environment.

## Key Considerations for Accessible Wet Rooms

### Personal Considerations

- 1 Mobility Needs**  
A low or no-threshold entry, spacious layout, shower seat, and grab rails can make the wet room accessible for individuals with limited mobility.
- 2 Comfort and Independence**  
Adjustable shower heads, wall-mounted seating, and ergonomic controls promote comfort and independence.
- 3 Specialised Equipment**  
Features like height-adjustable showerheads or wall-mounted shower chairs can be easily integrated to meet specific needs.



### Caregiver Considerations

- 1 Dual Functionality**  
Features like adjustable shower heads and storage solutions ensure caregivers have easy access to necessary tools without overcrowding.
- 2 Space for Assistance**  
The layout must allow caregivers to assist without obstruction. Wide walkways and ample room for movement are key considerations.
- 3 Safety Features**  
Non-slip flooring, grab rails, and ergonomic controls ensure safety for both the user and caregiver.

### Bathroom Considerations


- 1 Room Layout**  
Wet rooms can be customised to fit any bathroom size or shape, with configurations like corner showers or open-plan layouts.
- 2 Drainage and Waterproofing**  
Efficient drainage systems and waterproofing ensure a safe, dry space while maintaining the integrity of the room.
- 3 Storage Solutions**  
Recessed niches and wall-mounted shelving provide convenient storage for toiletries and cleaning products.




## Perform Wall Panels Shower Boards

*The Perfect Solution for Modern Bathrooms*

### Origins Range



### Harmony Range



### Elegance Range



### Tile Effect Range



**Grout-Free  
Seamless Finish**



**Durable and  
Waterproof**



**Hygienic and  
Easy to Clean**




**Stylish Designs to Suit  
Any Bathroom**




## Altro Safety Flooring

*A Secure and Stylish Foundation for Your Bathroom*


### Aquarius Range



### Walkway Range



### Pisces Range



**Superior Slip  
Resistance**



**Durable and  
Waterproof**



**Hygienic and  
Easy to Clean**



**Seamless Integration  
with Wet Rooms**



## Accessories for your Dream Bathroom

### 1 Eyre Flexi-Fix™ Toilet Seat

Made from hard wearing thermoset plastic, Adjustable Hinges fit D-shape toilets, Non-slip D shaped design and Soft Close Action.

### 2 Malo Flexi-Fix™ Toilet Seat

Made from hard wearing thermoset plastic, Adjustable Hinges fit D-shape toilets, Top and bottom fix, Durable nylon and chrome plated ABS anti rust hinges and Soft close action



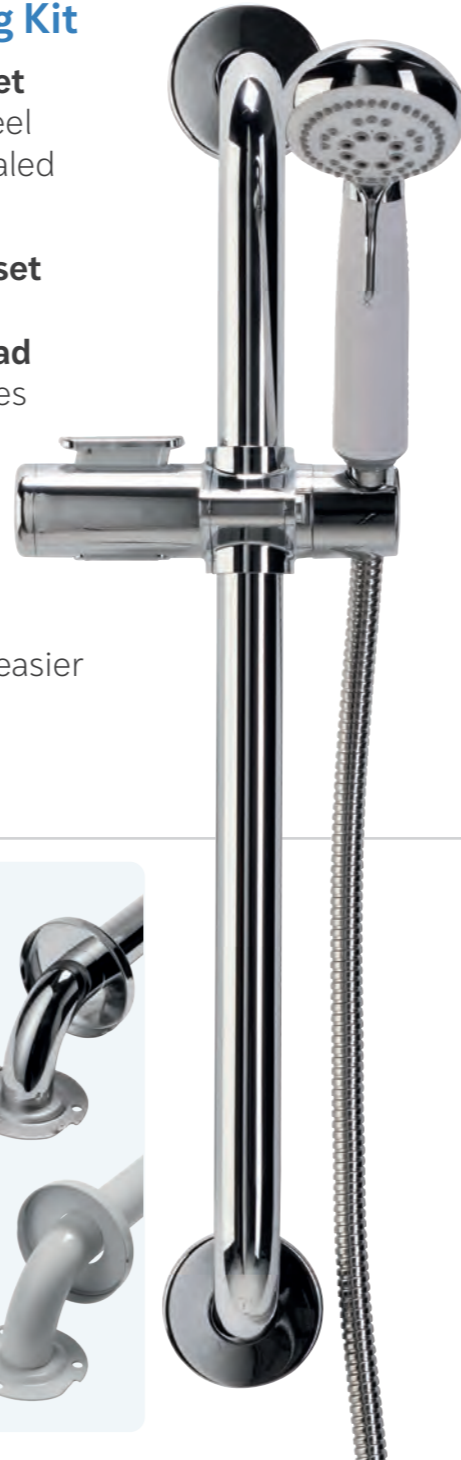
### Grab Rail 300mm

Concealed fixings Length 378mm (Bracket fixing centres 300mm) 32mm diameter for secure grip Suitable for users up to 100kg (tested to 150kg)



### Inclusive Showering Kit

- **Complete shower set**  
600mm stainless steel grab bar with concealed fixings
- **Four function handset**
- **85mm diameter head**  
with rub clean nozzles
- **Tactile rubber**  
handle for easier gripping
- **Large lever** makes switching functions easier
- **2m chrome hose**  
with large bore



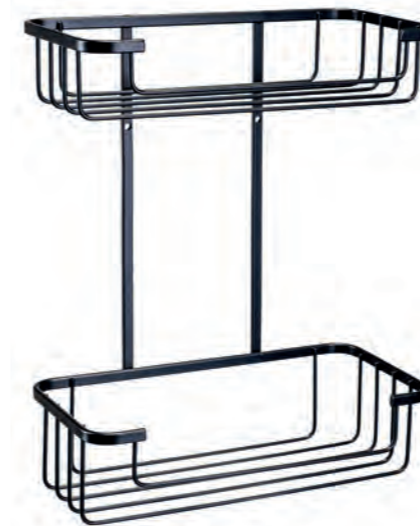
### Grab Rail 450mm

Concealed fixings Length 528mm (Bracket fixing centres 450mm) 32mm diameter for secure grip Suitable for users up to 100kg (tested to 150kg)



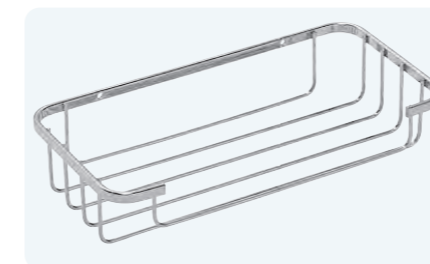
### Trio Wall Mounted Soap Dispenser

Width: 180mm, Depth: 100mm, Height: 230mm



### Two Tier Hook Over Soap Basket

Width: 260mm, Depth: 130mm, Height: 750mm




### Soap Basket

Width: 260mm, Depth: 130mm, Height: 750mm



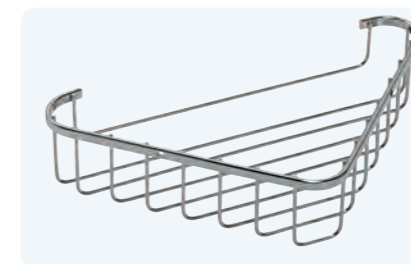
### Double Wall Mounted Soap Dispenser

Width: 130mm, Depth: 80mm, Height: 200mm



### Two Tier Hook Over Angle Soap Basket

Width: 230mm, Depth: 135mm, Height: 285mm



### Angled Soap Basket

Width: 260mm, Depth: 280mm, Height: 750mm



### Single Wall Mounted Soap Dispenser

Width: 80mm, Depth: 80mm, Height: 200mm



### Free Standing Toilet Roll Caddy

Width: 141mm, Length: 132mm, Height: 613mm



Call or Email Today  
To Arrange a  
Free Home Visit

**0800 001 6649**

## Pay Monthly With Finance



Apply and receive a decision in minutes



Pay the deposit and your contractor gets to work



Sign off the job when it's finished



Repayments then start after 30 days

## FAQs

### *Can I pay back early?*

Yes! You can pay back in full, any time, with up to 58 days interest repayable.

### *What if something goes wrong?*

If for any reason you aren't satisfied then Kanda will mediate between you and your installer to put things right.

### *Who is kanda?*

Kanda is a credit broker set up by ex-tradespeople and entrepreneurs, on a mission to help homeowners and traders work better together.

### *Do I have to pay on finance?*

Finance is just one option your contractor can offer you - you are under no obligation to pay on finance.



Gerberit Aquaclean Care

# Innovative Thinking for Independent Living

**5 YEAR WARRANTY**

FREE 5-year parts and labour if you register your product within 90 days of installation

## Gentle intimate hygiene

Gentle cleaning of sensitive intimate areas with pure water.

With over 40 years experience in developing shower toilet technology, Geberit has invested all their wealth and expertise to offer something new and innovative. The new AquaClean Care shower toilet has been specifically designed to improve quality of life for those elderly and disabled people who have difficulty using a conventional toilet, to create the perfect combination of aesthetics and functionality.

# Cleanliness at the Touch of the button

## New features



### Continuous flow heater and storage water heater

The ability to have two warm washes one after the other with a one minute cleaning time.



### Automatic flushing via user detection

When the user sits up from the toilet seat, the flushing function operates automatically.



### Rimless ceramic pan

With TurboFlushtechonlogy.



### Descaling function

Available via remote control.



### Touchless wall control panel

Easy to activate panel with only one sensor button to start the shower program, including flush.



### Flush actuation from remote control

Manual flushing can be activated by pushing the new flush button on the remote control for a full six litre flush.



### User-detection

An in-built user detection system prevents accidental washes from occurring.



### Shower chair mode

The shower chair mode can be switched on or off depending on the user's needs.



### WhirlSpray shower technology

With five adjustable shower pressure settings.

**30 Stone user weight limit**



### Your own personal well-being programme

Specify and store your unique preferences with the intuitive and clearly laid-out remote control.



### Adjustable spray arm

The position of the spray arm and the intensity of the pulsating shower spray can be personalised.



### Adjustable water spray temperature

Allows you to manage your preferred temperature.



### Oscillating spray

The slight movement of the shower spray ensures a feeling of exceptional cleanliness.



### Gentle intimate hygiene

Gentle cleaning of sensitive intimate areas with pure water.



### Gentle drying

Take advantage of the gentle flow of air provided by the integrated warm air dryer.



### Practical and easy to maintain

From the easily removable seat and lid to the automatic descaling programme, Geberit AquaClean Mera Care is specifically designed to be cleaned and maintained with minimal effort throughout its long service life.



### No unpleasant odours

Powerful built-in odour extraction technology moves unpleasant smells using a long lasting ceramic filter.




### Adjustable height

Geberit AquaClean Mera Care (with a height range of 445mm – 525mm) is flexible to accommodate specific seat height requirements at installation, thanks to the in-built height adjustable stainless steel frame.



### Fixed seat no lid

The toilet seat fittings are designed to withstand lateral forces of up to 30 stone giving the user complete peace of mind. If you require a lid this can be added tool free.





## The Duo Range of Home Lifts

Stiltz Duo+ is the newest addition to the Duo home lift range and is a stylish, compact home lift which is elegantly curved and designed to compliment any style of décor; contemporary or traditional. It allows the seasons to flood into your home while enabling you to move around your home with comfort and convenience.

**Stiltz Duo Classic** – this is the original Stiltz Lift and can carry two people up to one floor in less than 30 seconds. The Duo Classic looks great and is a lift to feel good about. It includes many features as standard with additional options available.

**Stiltz Duo ThruCar** – allows users to enter and exit from both sides of the lift. This is made possible by the Stiltz unique dual rail technology. There is no other home lift of this kind on the market that is capable of having a double entry or ThruCar configuration. It offers all the same features as the Classic.

## Duo Benefits

### Small Footprint

One of the smallest footprint of any home lift on the market – covers just 0.55m<sup>2</sup> surface area.

### Quiet Travel

### Fast Installation

Lifts are made up of modular sections – standard installs take just one day\*.

### Economical to Use

Plugs into normal 13 amp power socket – like any other household appliance

### Unique Dual Rail System

Self-supporting structure – two parallel and vertical guides bear load of the lift.

### Compact Drive System

Housed at the top of the lift, out of sight – no need for external power packs



## The Trio Range of Wheelchair Lifts

The Stiltz Trio Lift is an innovative wheelchair lift that has been designed to answer wheelchair users' accessibility needs in the home.

Stiltz Trio+ is a spacious and luxurious wheelchair-accessible home lift designed to carry a full-sized wheelchair or three people. The combination of style and luxury has been perfectly balanced and the lift has clear sides which enables it to blend seamlessly into the home. To make it even less intrusive the rails are cleverly and discreetly recessed behind the slightly wider entrance/exit.

**Stiltz Trio ThruCar** – allows users to enter and exit from both sides of the lift. This is made possible by the unique Stiltz dual rail technology. There is no other wheelchair lift of this kind on the market that is capable of having a double entry or ThruCar configuration. It offers all the same features as the Trio+.

## Duo Benefits

### Small Footprint

One of the smallest footprint of any home lift on the market – covers just 0.55m<sup>2</sup> surface area.

### Quiet Travel

### Fast Installation

Lifts are made up of modular sections – standard installs take just one day\*.

### Economical to Use

Plugs into normal 13 amp power socket – like any other household appliance

### Unique Dual Rail System

Self-supporting structure – two parallel and vertical guides bear load of the lift.

### Compact Drive System

Housed at the top of the lift, out of sight – no need for external power packs

## Frequently Asked Questions

### ***How much will it cost?***

The price you are quoted will be dependant on several factors, including the specific products chosen, sizing options, and any additional items or accessories. To get an accurate price estimate, you will need to arrange a free home design visit with one of our advisors who can assess your needs and provide a personalised quote.

### ***How long does a bathroom installation typically take?***

This will depend on your chosen bathroom design and needs. A simple bath or shower exchange may only take a few days. You will always be informed of the timings before your installation starts so you can make plans around this.

### ***What is a Wet Room?***

A wet room is fully waterproofed bathroom. The shower floor is at the same level as the rest of the bathroom floor and a drain is installed into the floor so there is no need for a shower tray. A wet room is ideal for wheelchair users who have extremely limited or no mobility.

### ***Will there be any disruption to the rest of my home during the installation process?***

Our fitter will try and keep any disruption to the minimum. You will always be left with toilet facilities at the end of each day. There may be instances when the water will need to be turned off, but they will always communicate with you before doing so.

### ***What happens to my old bathroom?***

All redundant bathroom components and waste removed by your fitter will be cleared from site on completion

### ***What is a walk-in bath?***

A walk-in bath is a bath with easy, low level access suitable for those with mobility issues. They have integrated door and various features to ensure the users safety

### ***Do you offer VAT relief***

You may be entitled to VAT relief on certain goods and services - we are fully conversant with VAT legislation and can guide you through the process if you qualify.

Call or Email Today  
To Arrange a  
Free Home Visit  
**0800 001 6649**





**Call or email today to  
arrange a free home visit**

0800 001 6649

[Enquiries@ajtshowersltd.co.uk](mailto:Enquiries@ajtshowersltd.co.uk)

**Visit our website**

[www.ajtshowersltd.co.uk](http://www.ajtshowersltd.co.uk)



**Visit us at our Showroom**

Unit C3, Riverside Industrial  
Estate, Bridge Road,  
Littlehampton, BN17 5DF

**Opening Hours**

Monday - Friday  
9:00am - 5:00pm

Saturday  
Appointment Only